

AUSTRALIA 2003 event

^{Tom}
~~Mr~~ Klinkowstein was brought to Australia by Eric Gidney and the City Art Institute with funding provided by the Australia Council for a 3 week lecture tour on his work with international performances and electronic art forms.

On the 20 and 21 of April 1983 Eric Gidney from the City Art Institute and visiting American artist Tom Klinkowstein produced a telecommunications event involving nearly 100 art students and artists in five locations across Australia.

Using telecopiers (photocopy-like machines used to send paper images on a telephone line), Eric Gidney and Tom Klinkowstein co-ordinated the project which included participants in Sydney, Newcastle, Adelaide and Perth.

The visual portion of the event took place between 9.30am on the 20 and 3pm on the 21, during which time participants at all locations sent and received facsimile prints based on the theme of "Australia 20 years in the future". By 3pm on the 21, all locations had a complete set of prints. The exchange of the facsimiles was followed by a five-way speaker phone audio conference to access the contents, aesthetics and technology involved.

The Australia 2003 project was coordinated by these artists and institutions:

Sydney CAE: Eric Gidney (City Art Institute)
NSWIT: John Vitlin & Bronwyn Holland (Media Centre)
Experimental Arts Foundation, Adelaide: David Kerr & Chris Goodwin
Newcastle CAE: Gary Sangster
Mediaspace, Perth: Alan Vizents

We would like to thank 3M Australia, Canon, I.P. Sharp, Multiphone, Polaroid & Baltronics for their generous cooperation in this project.


Tom Klinkowstein, who has produced telecommunications events and performances throughout Europe and the United States conceived the project as a way of exposing the participants to the new telecommunications technologies and the new "electronic living space" that he believes will be an important creative environment for artists in the near future.

EDITOR: PLEASE SEND COPIES OF THE PUBLICATION IN WHICH THIS INFORMATION IS USED TO TOM KLINKOWSTEIN & ERIC GIDNEY

TELEPHONE UNIT
Tel: 02-339 9555

EDITOR: PLEASE SEND COPIES OF THE PUBLICATION IN WHICH THIS INFORMATION IS USED TO TOM KLINKOWSTEIN & ERIC GIDNEY

operating instructions

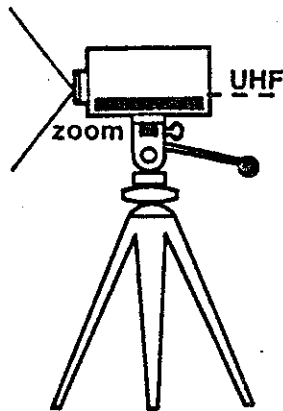


Model 630 Phone Line TV Transceiver

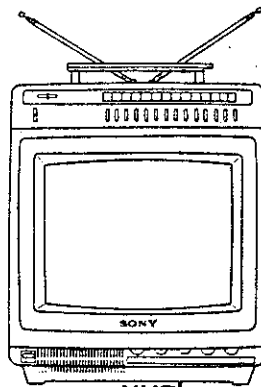
ROBOT

ROBOT RESEARCH, INC.

PHONE LINE TV




STANDARD CCTV CAMERA


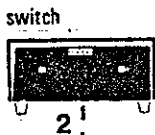


STANDARD MONITOR

direct
MEDIA ASSOCIATION
 RR #1, Pender Island
 B.C. VON ZMO
 (604) 629-6124



ROBOT
MODEL 530 TRANSCEIVER



Electronic Telephone Amplifier

MODEL 530 TRANSCEIVER

CONTROLS, CONNECTORS AND INDICATORS


Front Panel Controls—A front panel selector switch chooses among five possible operating modes. In **RECEIVE**, the unit is set to receive PLTV picture signals from the telephone line and produce video for TV display. In **HOLD**, memory up-dating is discontinued and the currently stored picture is retained for video display as long as power remains on. In **TRANSMIT**, the unit grabs TV fields from the CCTV camera input and produces PLTV picture signals on the rear-panel **TELEPHONE** jack; video supplied to the rear-panel **TO VIDEO MONITOR** jack is from the stored picture in memory. In **CAMERA** position, used primarily for TV camera adjustment, no transmission or reception occurs; the video supplied to the rear-panel **TO VIDEO MONITOR** jack is the camera's real-time video after

being quantized to 128 by 128 picture elements and 16 grey shades (exactly as it is presented to the memory for storage and transmission). In **TEST**, an internally generated grey scale replaces the TV camera's input to memory; the grey scale appears on the video display and can be converted to PLTV and presented for transmission on the rear-panel **TELEPHONE** jack in the **TRANSMIT** modes. When in the **AUTOMATIC** position, it frame-grabs (1/60 second) from the camera video or grey scale test pattern at the beginning of each PLTV picture (every 8.5 seconds). In the **MANUAL** mode, it frame-grabs whenever the operator actuates the **FRAME GRAB** push button.

The two front panel **VIDEO ON** controls are effective in **CAMERA** and **TRANSMIT** modes. They adjust the input video **CONTRAST** and **BRIGHT-**

NESS to match the memory input range; the effect of these controls can be viewed in the **CAMERA** position of the selector switch.

Rear Panel Connectors and Controls—**FROM CAMERA VIDEO** is BNC connector for input of standard CCTV video signal to Model 530. **TO VIDEO MONITOR** BNC connector supplies standard video selected by front-panel switch for viewing on CCTV monitor. **TELEPHONE** receptacle is standard 2-wire 1/4" phone jack fully isolated and d.c.—blocking for transmitting or receiving PLTV audio-FM signals to or from the telephone line. **FRAME GRAB** jack parallels **FRAME GRAB** switch on front panel, for plugging in a cord and remote switch (not supplied). **TAPE** jack provides for recording transmitted or received PLTV picture signal on audio reel or cassette tape recorder.



MCD

AMSTERDAM



"TELECOMMUNICATIONS IN ART" Friday 22 April 1983

SEMINAR

Participants:-

Eric Gidney
Heidi Grundmann
Ian Howard
Tom Klinkowstein
Robert Owen
Mike Parr

Outline of topics:-

1. Brief description of projects
2. Relationship of medium, form and content
 - a) networks versus
 - i) Individual local network
 - ii) Decentralised activities
 - b) Role that individual fascination plays
3. Relationship between artists, suppliers, users eg censorship
4. Necessity of an institutional base
 - a) costs
 - b) equipment
 - c) audience} versus alternatives eg broadcasting
5. Audience questions